

Name of the Company : PRAKASH CONSTROWELL LIMITED

Script Code, Name of the scrip, class of security

Quarter ended : 29/09/2012


Partly paid-up shares :-	No. of partly paid-up shares	As a % of total no. of partly paid-up shares	As a % of total no. of shares of the company
Held by promoter/ promoter group		0.00	0.00
Held by public		0.00	0.00
Total	0	0.00	0.00
Outstanding convertible securities	No. of outstanding securities	As a % of total no. of outstanding convertible securities	As a % of total no. of shares of the company, assuming full conversion of the convertible securities
Held by promoter/ promoter group		0.00	0.00
Held by public		0.00	0.00
Total	0	0.00	0.00
Warrants	No. of Warrants	As a % of total no. of Warrants	As a % of total no. of shares of the company, assuming full conversion of warrants
Held by promoter/ promoter group		0.00	0.00
Held by public		0.00	0.00
Total	0	0.00	0.00
Total paid-up capital of the company, assuming full conversion of warrants convertible securities Total (A+B+C)+ D+E+F)	12567826		100.00

C




Statement Showing Shareholding Pattern

Category Code	Category of Shareholder	Number of Shareholders	Total Number Of Shares	Number of Shares held in Dematerialised form	Total Shareholding as a percentage of total number of shares		Shares Pledged or otherwise encumbered	As a percentage (IX)= (VIII)/(IV) *100
					As a Percentage of (A+B)	As a Percentage of (A+B+C)		
					(VI)	(VII)		
(I)	(II)	(III)	(IV)	(V)	(VI)	(VII)	(VIII)	(IX)= (VIII)/(IV) *100
(A) Shareholding of Promoter and Promoter Group²								
1. INDIAN								
(a)	INDIVIDUAL / HUF	4	8060000	8060000	64.1320	64.1320	1000000	12.00
(b)	CENTRAL / STATE GOVERNMENT(S)	0	0	0	0.0000	0.0000	0	0.00
(c)	BODIES CORPORATE	0	0	0	0.0000	0.0000	0	0.00
(d)	FINANCIAL INSTITUTIONS / BANKS	0	0	0	0.0000	0.0000	0	0.00
(e)	ANY OTHERS (Specify)							
(i)	DIRECTORS / RELATIVES	0	0	0	0.0000	0.0000	0	0.00
(ii)	GROUP COMPANIES	0	0	0	0.0000	0.0000	0	0.00
SUB TOTAL (A)(1) :		4	8060000	8060000	64.1320	64.1320	1000000	12.41
2. FOREIGN								
(c)	ANY OTHERS (Specify)	0	0	0	0.0000	0.0000	0	0.00
(a)	INDIVIDUAL	0	0	0	0.0000	0.0000	0	0.00
(b)	BODIES CORPORATE	0	0	0	0.0000	0.0000	0	0.00
(e)	INSTITUTIONS	0	0	0	0.0000	0.0000	0	0.00
(d)	QUALIFIED FOREIGN INVESTOR	0	0	0	0.0000	0.0000	0	0.00
SUB TOTAL (A)(2) :		0	0	0	0.0000	0.0000	0	0.00
Total holding for promoters (A)=(A)(1) + (A)(2)		4	8060000	8060000	64.1320	64.1320	1000000	12.41
(B) Public shareholding								
1. INSTITUTIONS								
(a)	MUTUAL FUNDS / UTI	0	0	0	0.0000	0.0000	0	0.00
(b)	FINANCIAL INSTITUTIONS / BANKS	0	0	0	0.0000	0.0000	0	0.00
(c)	CENTRAL / STATE GOVERNMENT(S)	0	0	0	0.0000	0.0000	0	0.00
(d)	VENTURE CAPITAL FUNDS	0	0	0	0.0000	0.0000	0	0.00
(e)	INSURANCE COMPANIES	0	0	0	0.0000	0.0000	0	0.00
(f)	FIIS	1	545000	545000	4.3365	4.3365	0	0.00
(g)	FOREIGN VENTURE CAPITAL INVESTORS	0	0	0	0.0000	0.0000	0	0.00



Statement Showing Shareholding Pattern

Category Code	Category of Shareholder	Number of Shareholders	Table (I)(a)		Total Shareholding as a percentage of total number of shares		Shares Pledged or otherwise encumbered	As a percentage (IX)=(VIII)/(IY)*100
			Total Number Of Shares	Number of Shares held in Dematerialised form	As a Percentage of (A+B)	As a Percentage of (A+B+C)		
			(IV)	(V)	(VI)	(VII)		
(I)	(II)	(III)	(IV)	(V)	(VI)	(VII)	(VIII)	(IX)= (VIII)/(IY) *100
(h)	QUALIFIED FOREIGN INVESTOR	0	0	0	0.0000	0.0000	0	0.00
(i)	ANY OTHERS (Specify)	0	0	0	0.0000	0.0000	0	0.00
SUB TOTAL (B)(1) :		1	545000	545000	4.3365	4.3365	0	0.00
B 2. Non-institutions								
(a)	BODIES CORPORATE	135	2465767	2465767	19.6197	19.6197	0	0.00
(b)	INDIVIDUAL							
(i)	(CAPITAL UPTO TO Rs. 1 Lakh)	928	172905	172903	1.3758	1.3758	0	0.00
(ii)	(CAPITAL GREATER THAN Rs. 1 Lakh)	17	1123507	1123507	8.9395	8.9395	0	0.00
(c)	QUALIFIED FOREIGN INVESTOR	0	0	0	0.0000	0.0000	0	0.00
(d)	ANY OTHERS (Specify)							
(i)	TRUSTS	0	0	0	0.0000	0.0000	0	0.00
(ii)	CLEARING MEMBER	93	200397	200397	1.5945	1.5945	0	0.00
(iii)	DIRECTORS / RELATIVES	0	0	0	0.0000	0.0000	0	0.00
(iv)	EMPLOYEE	0	0	0	0.0000	0.0000	0	0.00
(v)	NON RESIDENT INDIANS (NRI)	1	250	250	0.0020	0.0020	0	0.00
(vi)	OVERSEAS BODIES CORPORATES	0	0	0	0.0000	0.0000	0	0.00
SUB TOTAL (B)(2) :		1174	3962826	3962824	31.5315	31.5315	0	0.00
Total Public Shareholding (B)=(B)(1) + (B)(2)		1175	4507826	4507824	35.8680	35.8680	0	0.00
Total (A) + (B) :		1179	12567826	12567824	100.0000	100.0000	1000000	7.96
(C) Shares held by Custodians and against which Depository Receipts have been issued								
(i)	Promoter and Promoter Group	0	0	0	0.0000	0.0000	0	0.00
(ii)	Public	0	0	0	0.0000	0.0000	0	0.00
SUB TOTAL (C)(†) :		0	0	0	0.0000	0.0000	0	0.00



Grand Total (A) + (B) + (C) 1179 12567826 12567824 100 100.0000 1000000 7.96

NOTES :

1) NAME, NUMBER OF SHARES HELD & PERCENTAGE OF ENTITIES / PERSONS HOLDING MORE THAN 1% OF THE TOTAL SHARES OF THE COMPANY IS AS PER ANNEXURE

(I)(b) Statement showing holding of securities (including shares, warrants, convertible securities) of persons belonging to the category "Promoter and Promoter Group"

Sr.No	Name of the Shareholder	Details of shares held		Encumbered shares (*)		Details of warrants		Details of convertible securities		Total shares (including underlying shares assuming full conversion of warrants and convertible securities) as a % of diluted share capital	
		Number of shares held	As a % of grand total (A)+(B)+(C)	Number	As a percentage	Number of warrants held	As a % total number of warrants of the same class	Number of convertible securities held	As a % total number of convertible securities of the same class		
(I)	(II)	(III)	(IV)	(V)	(VI)=(V)/(III)*100	(VII)	(VIII)	(IX)	(X)	(XI)	(XII)
1	PRAKASH PUSARAM LADDHA	4200000	33.4187	1000000	23.81	7.96	0	0	0	0	0
2	ARUNA PRAKASH LADDHA	3780000	30.0768	0	0.00	0.00	0	0	0	0	0
3	RACHITA RAKESH MEHTA	40000	0.3183	0	0.00	0.00	0	0	0	0	0
4	PRACHI LADDHA P	40000	0.3183	0	0.00	0.00	0	0	0	0	0
TOTAL :		8060000	64.1320	1000000	12.41	7.9568	0	0	0	0	0

(*) The term "encumbrance" has the same meaning as assigned to it in regulation 28(3) of the SAST Regulations, 2011

PRINTED ON : 04/10/2012

PAGE NO : 1




(l)(c)(i) Statement showing holding of securities (including shares, warrants, convertible securities) of persons belonging to the category "Public" and holding more than 1% of the total number of shares.

Sr.No	Name of the shareholder	Number of shares held	Shares as a percentage of total number of shares (i.e., Grand Total (A)+(B)+(C) indicated in Statement at para (I) (a) above)	Details of warrants		Details of convertible securities		Total shares (including underlying shares assuming full conversion of warrants and convertible securities) as a % of diluted share capital
				Number of warrants held	As a % total number of warrants of the same class	Number of convertible securities held	% w.r.t. total number of convertible securities of the same class	
1	PASSAGE TO INDIA MASTER FUND LIMITED	545000	4.3365	0	0	0	0	0
2	CHAMPAKLAL NARSHIBHAI PUJARA	484275	3.8533	0	0	0	0	0
3	INVENTURE GROWTH & SECURITIES LIMITED	407800	3.2448	0	0	0	0	0
4	ROSE VALLEY MERCHANDISE PVT. LTD.	258764	2.0589	0	0	0	0	0
5	ANS PVT LIMITED	200457	1.5950	0	0	0	0	0
6	JM Financial Services Private Limited	192692	1.5332	0	0	0	0	0
7	BUTTERFLY COMMOTRADE PVT LTD	192505	1.5317	0	0	0	0	0
8	SOLACE STOCKS PRIVATE LIMITED	176786	1.4067	0	0	0	0	0
9	VIKABH SECURITIES PVT.LTD.	145000	1.1537	0	0	0	0	0
10	PRITHVI FINMART PRIVATE LIMITED	135178	1.0756	0	0	0	0	0
TOTAL :		2738457	21.7894	0	0	0	0	0

Printed Date : 04/10/2012

PAGE NO : 1



(j)(c)(ii) Statement showing holding of securities (including shares, warrants, convertible securities) of persons (together with PAC) belonging to the category "Public" and holding more than 5% of the total number of shares of the company.

Sr No	Name(s) of the shareholder(s) and the Persons Acting in Concert (PAC) with them	Number of shares	Shares as a percentage of total number of shares (i.e., Grand Total (A) +(B)+(C) indicated in Statement at para (f) (a) above)	Details of warrants		Details of convertible securities		Total shares (including underlying shares assuming full conversion of warrants and convertible securities) as a % of diluted share capital
				Number of warrants	As a % total number of warrants of the same class	Number of convertible securities held	% w.r.t. total number of convertible securities of the same class	
1				0	0	0	0	0
TOTAL:				0	0	0	0	0

Printed Date : 04/10/2012

(l)(d)

Statement showing details of locked-in shares

AS ON : 29/09/2012

Sr No	Name of the shareholder	Number of locked-in shares	Locked-in shares as a percentage of total number of shares (i.e., Grand Total (A)+(B)+(C) indicated in Statement at para (l)(a) above)
1	VIJAYGOPAL PARASRAM ATAL	40000	0.32
2	SHARAD RAMNARAYAN KARWA	40000	0.32
3	SURESH GIRDHARILAL SARDA	40000	0.32
4	PRACHI LADDHA P	40000	0.32
5	ARUNA PRAKASH LADDHA	3780000	30.08
6	SARDA PRASHANT P	40000	0.32
7	RACHITA RAKESH MEHTA	40000	0.32
8	PRAKASH PUSARAM LADDHA	4200000	33.42
TOTAL:		8220000	65.4051



Print Date : 04/10/2012

Page 6 of 7

(II)(a)

Statement showing details of Depository Receipts (DRs)

Sr.No.	Type of Outstanding DR (ADRs,GDRs,SDRs etc.)	No of Outstanding DRs.	No of Shares underlying outstanding DRs.	Shares underlying outstanding DRs as a percentage of total number of shares {i.e Grand Total (A)+(B) + (C) indicated in Statement at para(I) (a) above}
1	GDRs			
TOTAL :				

(II) (b) Statement showing holding of Depository Receipts (DRs) , where underlying shares held by
"promoter / promoter group" are in excess of 1% of the total number of shares.

Sr.No.	Name of the DR Holder	Type of Outstanding DR (ADRs,GDRs,SDRs etc.)	No.of Shares underlying outstanding DRs.	Shares underlying outstanding DRs as a percentage of total number of shares {i.e Grand Total (A)+(B)+(C) indicated in Statement at para (I) (a) above}
1				
TOTAL :				



②