


Name of the Company : PRAKASH CONSTROWELL LIMITED

Script Code, Name of the scrip, class of security :


Quarter ended : 30/09/2014

Partly paid-up shares :-	No. of partly paid-up shares	As a % of total no. of partly paid-up shares	As a % of total no. of shares of the company
Held by promoter/ promoter group		0.00	0.00
Held by public		0.00	0.00
<b>Total</b>	<b>0</b>	<b>0.00</b>	<b>0.00</b>
Outstanding convertible securities	No. of outstanding securities	As a % of total no. of outstanding convertible securities	As a % of total no. of shares of the company, assuming full conversion of the convertible securities
Held by promoter/ promoter group		0.00	0.00
Held by public		0.00	0.00
<b>Total</b>	<b>0</b>	<b>0.00</b>	<b>0.00</b>
Warrants	No. of Warrants	As a % of total no. of Warrants	As a % of total no. of shares of the company, assuming full conversion of warrants
Held by promoter/ promoter group	0	0.00	0.00
Held by public	0	0.00	0.00
<b>Total</b>	<b>0</b>	<b>0.00</b>	<b>0.00</b>
<b>Total paid-up capital of the company, assuming full conversion of warrants convertible securities Total (A+B+C)+ D+E+F)</b>	<b>125678260</b>		<b>100.00</b>




**Statement Showing Shareholding Pattern**

Category Code	Category of Shareholder	Number of Shareholders	Table (I)(a)		Total Shareholding as a percentage of total number of shares		Shares Pledged or otherwise encumbered	As a percentage (IX)= (VIII)/(IV) *100
			Total Number Of Shares	Number of Shares held in Dematerialised form	As a Percentage of (A+B)	As a Percentage of (A+B+C)		
			(IV)	(V)	(VI)	(VII)		
(I)	(II)	(III)	(IV)	(V)	(VI)	(VII)	(VIII)	(IX)= (VIII)/(IV) *100
<b>(A) Shareholding of Promoter and Promoter Group2</b>								
<b>1. INDIAN</b>								
(a)	INDIVIDUAL / HUF	4	80600000	80600000	64.1320	64.1320	20000000	24.81
(b)	CENTRAL / STATE GOVERNMENT(S)	0	0	0	0.0000	0.0000	0	0.00
(c)	BODIES CORPORATE	0	0	0	0.0000	0.0000	0	0.00
(d)	FINANCIAL INSTITUTIONS / BANKS	0	0	0	0.0000	0.0000	0	0.00
(e)	ANY OTHERS (Specify)							
(i)	DIRECTORS RELATIVES	0	0	0	0.0000	0.0000	0	0.00
(ii)	GROUP COMPANIES	0	0	0	0.0000	0.0000	0	0.00
<b>SUB TOTAL (A)(1) :</b>		<b>4</b>	<b>80600000</b>	<b>80600000</b>	<b>64.1320</b>	<b>64.1320</b>	<b>20000000</b>	<b>24.81</b>
<b>2. FOREIGN</b>								
(a)	INDIVIDUAL	0	0	0	0.0000	0.0000	0	0.00
(b)	BODIES CORPORATE	0	0	0	0.0000	0.0000	0	0.00
(c)	INSTITUTIONS	0	0	0	0.0000	0.0000	0	0.00
(d)	QUALIFIED FOREIGN INVESTOR	0	0	0	0.0000	0.0000	0	0.00
(e)	ANY OTHERS (Specify)	0	0	0	0.0000	0.0000	0	0.00
<b>SUB TOTAL (A)(2) :</b>		<b>0</b>	<b>0</b>	<b>0</b>	<b>0.0000</b>	<b>0.0000</b>	<b>0</b>	<b>0.00</b>
<b>Total holding for promoters (A)=(A)(1) + (A)(2)</b>								
		<b>4</b>	<b>80600000</b>	<b>80600000</b>	<b>64.1320</b>	<b>64.1320</b>	<b>20000000</b>	<b>24.81</b>
<b>(B) Public shareholding</b>								
<b>1. INSTITUTIONS</b>								
(a)	MUTUAL FUNDS / UTI	0	0	0	0.0000	0.0000	0	0.00
(b)	FINANCIAL INSTITUTIONS / BANKS	0	0	0	0.0000	0.0000	0	0.00
(c)	CENTRAL / STATE GOVERNMENT(S)	0	0	0	0.0000	0.0000	0	0.00
(d)	VENTURE CAPITAL FUNDS	0	0	0	0.0000	0.0000	0	0.00
(e)	INSURANCE COMPANIES	0	0	0	0.0000	0.0000	0	0.00
(f)	FII'S	1	55405	55405	0.0441	0.0441	0	0.00
(g)	FOREIGN VENTURE CAPITAL INVESTORS	0	0	0	0.0000	0.0000	0	0.00



**Statement Showing Shareholding Pattern**

		Table (I)(a)						
Category Code	Category of Shareholder	Number of Shareholders	Total Number Of Shares	Number of Shares held in Dematerialised form	Total Shareholding as a percentage of total number of shares		Shares Pledged or otherwise encumbered	As a percentage (IX)= (VIII)/(IV) *100
					As a Percentage of (A+B)	As a Percentage of (A+B+C)		
(I)	(II)	(III)	(IV)	(V)	(VI)	(VII)	(VIII)	(IX)
(h)	QUALIFIED FOREIGN INVESTOR	0	0	0	0.0000	0.0000	0	0.00
(i)	ANY OTHERS (Specify)	0	0	0	0.0000	0.0000	0	0.00
<b>SUB TOTAL (B)(1) :</b>		<b>1</b>	<b>55405</b>	<b>55405</b>	<b>0.0441</b>	<b>0.0441</b>	<b>0</b>	<b>0.00</b>
<b>B 2. Non-institutions</b>								
(a)	BODIES CORPORATE	156	10906465	10906465	8.6781	8.6781	0	0.00
(b)	INDIVIDUAL							
(i)	(CAPITAL UPTO TO Rs. 1 Lakh)	3519	19824757	19824737	15.7742	15.7742	0	0.00
(ii)	(CAPITAL GREATER THAN Rs. 1 Lakh)	58	12525965	12525965	9.9667	9.9667	0	0.00
(c)	QUALIFIED FOREIGN INVESTOR	0	0	0	0.0000	0.0000	0	0.00
(d)	ANY OTHERS (Specify)							
(i)	TRUSTS	0	0	0	0.0000	0.0000	0	0.00
(ii)	CLEARING MEMBER	99	1511795	1511795	1.2029	1.2029	0	0.00
(iii)	DIRECTORS RELATIVES	0	0	0	0.0000	0.0000	0	0.00
(iv)	EMPLOYEE	0	0	0	0.0000	0.0000	0	0.00
(v)	NON RESIDENT INDIANS (NRI)	17	253873	253873	0.2020	0.2020	0	0.00
(vi)	OVERSEAS BODIES CORPORATES	0	0	0	0.0000	0.0000	0	0.00
(vii)	UNCLAIMED SUSPENSE ACCOUNT	0	0	0	0.0000	0.0000	0	0.00
<b>SUB TOTAL (B)(2) :</b>		<b>3849</b>	<b>45022855</b>	<b>45022835</b>	<b>35.8239</b>	<b>35.8239</b>	<b>0</b>	<b>0.00</b>
<b>Total Public Shareholding (B)=(B)(1) + (B)(2)</b>		<b>3850</b>	<b>45078260</b>	<b>45078240</b>	<b>35.8680</b>	<b>35.8680</b>	<b>0</b>	<b>0.00</b>
<b>Total (A) + (B) :</b>		<b>3854</b>	<b>125678260</b>	<b>125678240</b>	<b>100.0000</b>	<b>100.0000</b>	<b>20000000</b>	<b>15.91</b>
<b>(C) Shares held by Custodians and against which Depository Receipts have been issued</b>								
(i)	Promoter and Promoter Group	0	0	0	0.0000	0.0000	0	0.00
(ii)	Public	0	0	0	0.0000	0.0000	0	0.00
<b>SUB TOTAL (C)(1) :</b>		<b>0</b>	<b>0</b>	<b>0</b>	<b>0.0000</b>	<b>0.0000</b>	<b>0</b>	<b>0.00</b>



Grand Total (A) + (B) + (C)      3854      125678260      125678240      100      100.0000      20000000      15.91

NOTES :


1) NAME, NUMBER OF SHARES HELD & PERCENTAGE OF ENTITIES / PERSONS HOLDING MORE THAN 1% OF THE TOTAL SHARES OF THE COMPANY IS AS PER ANNEXURE

(I)(b) Statement showing holding of securities (including shares, warrants, convertible securities) of persons belonging to the category "Promoter and Promoter Group"

Sr.No	Name of the Shareholder	Total shares held		Encumbered shares (*)			Details of warrants		Details of convertible securities		
		Number of shares	As a % of grand total (A)+(B)+(C)	Number	As a percentage	As a % of grand total (A)+(B)+(C) of sub-clause (I)(a)	Number of warrants held	As a % total number of warrants of the same class	Number of convertible securities held	As a % total number of convertible securities of the same class	Total shares (including underlying shares assuming full conversion of warrants and convertible securities) as a % of diluted share capital
(I)	(II)	(III)	(IV)	(V)	(VI)=(V)/(III)* 100	(VII)	(VIII)	(IX)	(X)	(XI)	(XII)
1	PRAKASH PUSARAM LADDHA	42000000	33.4187	20000000	47.62	15.91	0	0	0	0	0
2	ARUNA PRAKASH LADDHA	37800000	30.0768	0	0.00	0.00	0	0	0	0	0
3	RACHITA RAKESH MEHTA	400000	0.3183	0	0.00	0.00	0	0	0	0	0
4	PRACHI LADDHA P	400000	0.3183	0	0.00	0.00	0	0	0	0	0
<b>TOTAL :</b>		<b>80600000</b>	<b>64.1320</b>	<b>20000000</b>	<b>24.81</b>	<b>15.9137</b>	<b>0</b>	<b>0</b>	<b>0</b>	<b>0</b>	<b>0</b>

PRINTED ON : 08/10/2014

PAGE NO : 1



(l)(c)(i)

Statement showing holding of securities (including shares, warrants, convertible securities) of persons belonging to the category "Public" and holding more than 1% of the total number of shares.

Sr.No	Name of the shareholder	Number of shares	Shares as a percentage of total number of shares (i.e., Grand Total (A) +(B)+(C) indicated in Statement at para (l) (a) above}	Details of warrants		Details of convertible securities		Total shares (including underlying shares assuming full conversion of warrants and convertible securities) as a % of diluted share capital
				Number of warrants	As a % total number of warrants of the same class	Number of convertible securities held	% w.r.t. total number of convertible securities of the same class	
1	ROSE VALLEY MERCHANDISE PVT. LTD.	2587640	2.0589	0	0	0	0	0
2	JM FINANCIAL SERVICES LIMITED	1926920	1.5332	0	0	0	0	0
<b>TOTAL :</b>		<b>4514560</b>	<b>3.5922</b>	<b>0</b>	<b>0</b>	<b>0</b>	<b>0</b>	<b>0</b>

Printed Date : 08/10/2014

PAGE NO :


1

(l)(c)(ii)

Statement showing holding of securities (including shares, warrants, convertible securities) of persons (together with PAC) belonging to the category "Public" and holding more than 5% of the total number of shares of the company.

SR.NO	Name	Number of shares	Shares	Per	Details of warrants		Details of convertible securities		Total shares (including underlying shares assuming full conversion of warrants and convertible securities) as a % of diluted share capital
					Number of warrants held	As a % total number of warrants of the same class	Number of convertible securities held	% w.r.t. total number of convertible securities of the same class	
1					0	0	0	0	0
<b>TOTAL :</b>					<b>0</b>	<b>0</b>	<b>0</b>	<b>0</b>	<b>0</b>

Printed Date : 08/10/2014



(I)(d)

## Statement showing details of locked-in shares


AS ON: 30/09/2014

Sr No	Name of the shareholder	Number of locked-in shares	Locked-in shares as a percentage of total number of shares (i.e., Grand Total (A)+(B)+(C) indicated in Statement at para (I)(a) above)	Promoter / Promoter Group / Public
1	ARUNA PRAKASH LADDHA	11813760	9.40	Promoter / Promoter Group
2	PRAKASH PUSARAM LADDHA	13321900	10.60	Promoter / Promoter Group
<b>TOTAL:</b>		<b>25135660</b>	<b>20,0000</b>	

(II)(a)

## Statement showing details of Depository Receipts (DRs)

Sr.No.	Type of Outstanding DR (ADRs,GDRs,SDRs etc.)	No of Outstanding DRs.	No of Shares underlying outstanding DRs.	Shares underlying outstanding DRs as a Percentage of total number of shares (i.e Grand Total (A)+ (B) + (C) Indicated in statement at para(I) (a) above)
1	GDRs			
<b>TOTAL :</b>				



(H) (b) Statement showing holding of Depository Receipts (DRs), where underlying shares held by 'promoter / promoter group' are in excess of 1% of the total number of shares.

Sr.No.	Name of the DR Holder	Type of Outstanding DR (ADRs,GDRs,SDRs etc.)	No.of Shares underlying outstanding DRs.	Shares underlying outstanding DRs.as a Percentage of total number of shares (i.e Grand Total (A)+(B)+(C) Indicated in statement at Para (I) (a) above)
1				
TOTAL :				

