

Holding of Specified Securities

Annexure - I

| | | | |
|---|--|------|-----|
| 1. Name of Listed Entity: | PRAKASH CONSTROWELL LIMITED | | |
| 2. Scrip Code/Name of Scrip/Class of Security | 533605 | | |
| 3. Share Holding Pattern Filed under: Reg. 31(1)(a)/Reg. 31(1)(b)/Reg.31(1)(c) | | | |
| a. If under 31(1)(b) then indicate the report for Quarter ending | December 31,2015 | | |
| b. If under 31(1)(c) then indicate date of allotment/extinguishment | | | |
| 4. Declaration: The Listed entity is required to submit the following declaration to the extent of submission of information:- | | | |
| | Particulars | Yes* | No* |
| 1 | Whether the Listed Entity has issued any partly paid up shares? | | ✓ |
| 2 | Whether the Listed Entity has issued any Convertible Securities or Warrants? | | ✓ |
| 3 | Whether the Listed Entity has any shares against which depository receipts are issued? | | ✓ |
| 4 | Whether the Listed Entity has any shares in locked-in? | | ✓ |
| 5 | Whether any shares held by promoters are pledge or otherwise encumbered? | ✓ | |
| * If the Listed Entity selects the option 'No' for the questions above, the columns for the partly paid up shares, Outstanding Convertible Securities/Warrants, depository receipts, locked-in shares, No of shares pledged or otherwise encumbered by promoters, as applicable, shall not be displayed at the time of dissemination on the Stock Exchange website. Also wherever there is 'No' declared by Listed Entity in above table the values will be considered as 'Zero' by default on submission of the format of holding of specified securities. | | | |



Table I - SUMMARY STATEMENT HOLDING OF SPECIFIED SECURITIES

| Category (I) | Category of shareholder (II) | No.s of Share holders (III) | No.s of fully paid up equity Share held (IV) | No.s of Partly paid-up equity Share held (V) | No. of shares underlying Depository Receipts (VI) | Total nos. shares held (VII)= (IV)+(V)+(VI) | Shareholding as a % of total no. of shares (calculated as per SCRR, 1957) (VIII) As a % of (A+B+C2) | Number of Voting Rights held in each class of securities (IX) | | | Total as a % of (A+B+C) | No. of Shares Outstanding convertible securities (incl. Warrants) (X) | Shareholding, as a % assuming full conversion of convertible securities (as a % of diluted share capital) (XI)=(VII)+(X) As a % of (A+B+C2) | Number of Locked in shares (XII) | | Number of Shares pledged or otherwise encumbered (XIII) | | Number of equity shares held in dematerialized form (XIV) |
|--------------|------------------------------|-----------------------------|--|--|---|---|---|---|--------------|-----------|-------------------------|---|---|----------------------------------|---------------------------------|---|---------------------------------|---|
| | | | | | | | | No of Voting Rights | | | | | | No. (a) | As a % of total shares held (b) | No. (a) | As a % of total shares held (b) | |
| | | | | | | | | Class Equity | Class Others | Total | | | | | | | | |
| (A) | PROMOTER & PROMOTER GROUP | 4 | 80600000 | 0 | 0 | 80600000 | 64.132 | 80600000 | 0 | 80600000 | 64.1320 | 0 | 64.1320 | 0 | 0.0000 | 100000 | 0 | 80600000 |
| (B) | Public shareholding | 4548 | 45078260 | 0 | 0 | 45078260 | 35.868 | 45078260 | 0 | 45078260 | 35.8680 | 0 | 35.8680 | 0 | 0.0000 | NA | NA | 45078240 |
| (C) | Non Promoter-Non | 0 | 0 | 0 | 0 | 0 | 0 | 0 | 0 | 0 | 0.0000 | 0 | 0.0000 | 0 | 0.0000 | NA | NA | 0 |
| (C1) | Shares underlying DRs | 0 | 0 | 0 | 0 | 0 | NA | 0 | 0 | 0 | 0.0000 | 0 | 0.0000 | 0 | 0.0000 | NA | NA | 0 |
| (C2) | Shares held by | 0 | 0 | 0 | 0 | 0 | 0 | 0 | 0 | 0 | 0.0000 | 0 | 0.0000 | 0 | 0.0000 | NA | NA | 0 |
| | TOTAL | 4552 | 125678260 | 0 | 0 | 125678260 | | 125678260 | 0 | 125678260 | 100.0000 | 0 | 100.0000 | 0 | 0.0000 | | | 125678240 |





Table II - STATEMENT SHOWING SHAREHOLDING PATTERN OF THE PROMOTER AND PROMOTER GROUP

| Category & Name of the shareholders (I) | PAN (II) | No.s of Share holders (III) | No.s of fully paid up equity Shares held (IV) | No.s of Partly paid-up equity Share held (V) | No. of shares underlying Depository Receipts (VI) | Total nos. shares held (VII)= (IV)+(V)+(VI) | Shareholding % calculated as per SCRR, 1957 (VIII) As a % of (A+B+C2) | Number of Voting Rights held in each class of securities (IX) | | | No. of Shares Underlying Outstanding convertible securities (including) | Shareholding, as a % assuming full conversion of convertible securities | Number of Locked in shares (XII) | | Number of Shares pledged or otherwise encumbered (XIII) | | Number of equity shares held in dematerialized form (XIV) | |
|--|------------|-----------------------------|---|--|---|---|---|---|--------------|-----------------|---|---|----------------------------------|----------|---|-----------------|---|---------------------------------|
| | | | | | | | | No of Voting Rights | | | | | Total as a % of (A+B+C) | No. (a) | As a % of total shares held (b) | No. (a) | | As a % of total shares held (b) |
| | | | | | | | | Class Equity | Class Others | Total | | | | | | | | |
| 1. INDIAN | | | | | | | | | | | | | | | | | | |
| (a) Individuals/Hindu undivided Family | | | | | | | | | | | | | | | | | | |
| ARUNA PRAKASH LADDHA | AAXPL0464E | 1 | 37800000 | 0 | 0 | 37800000 | 30.0768 | 37800000 | 0 | 37800000 | 30.0768 | 0 | 30.0768 | 0 | 0.0000 | 0 | 0.0000 | 37800000 |
| PRACHI LADDHA P | ACFPL9114R | 1 | 400000 | 0 | 0 | 400000 | 0.3183 | 400000 | 0 | 400000 | 0.3183 | 0 | 0.3183 | 0 | 0.0000 | 0 | 0.0000 | 400000 |
| PRAKASH PUSARAM LADDHA | AAHPL3023D | 1 | 42000000 | 0 | 0 | 42000000 | 33.4187 | 42000000 | 0 | 42000000 | 33.4187 | 0 | 33.4187 | 0 | 0.0000 | 20000000 | 0.0000 | 42000000 |
| RACHITA RAKESH MEHTA | BIOPM5142A | 1 | 400000 | 0 | 0 | 400000 | 0.3183 | 400000 | 0 | 400000 | 0.3183 | 0 | 0.3183 | 0 | 0.0000 | 0 | 0.0000 | 400000 |
| CAT - TOTAL | | 4 | 80600000 | 0 | 0 | 80600000 | 64.1320 | 80600000 | 0 | 80600000 | 64.1320 | 0 | 64.1320 | 0 | 0.0000 | 20000000 | 0.0000 | 80600000 |
| (b) Central Government/ State Government(s) | | | | | | | | | | | | | | | | | | |
| | | 0 | 0 | 0 | 0 | 0 | 0.0000 | 0 | 0 | 0 | 0.0000 | 0 | 0.0000 | 0 | 0.0000 | 0 | 0.0000 | 0 |
| CAT - TOTAL | | 0 | 0 | 0 | 0 | 0 | 0.0000 | 0 | 0 | 0 | 0.0000 | 0 | 0.0000 | 0 | 0.0000 | 0 | 0.0000 | 0 |
| (c) Financial Institutions/ Banks | | | | | | | | | | | | | | | | | | |
| | | 0 | 0 | 0 | 0 | 0 | 0.0000 | 0 | 0 | 0 | 0.0000 | 0 | 0.0000 | 0 | 0.0000 | 0 | 0.0000 | 0 |
| CAT - TOTAL | | 0 | 0 | 0 | 0 | 0 | 0.0000 | 0 | 0 | 0 | 0.0000 | 0 | 0.0000 | 0 | 0.0000 | 0 | 0.0000 | 0 |
| (d) Any Others (BODIES CORPORATE) | | | | | | | | | | | | | | | | | | |
| | | 0 | 0 | 0 | 0 | 0 | 0.0000 | 0 | 0 | 0 | 0.0000 | 0 | 0.0000 | 0 | 0.0000 | 0 | 0.0000 | 0 |
| CAT - TOTAL | | 0 | 0 | 0 | 0 | 0 | 0.0000 | 0 | 0 | 0 | 0.0000 | 0 | 0.0000 | 0 | 0.0000 | 0 | 0.0000 | 0 |



| | | | | | | | | | | | | | | | | | | | |
|---------------------|---|---|----------|---|---|----------|---------|----------|---|---|--------|---------|--------|---------|--------|--------|----------|--------|----------|
| (d) | Any Others (DIRECTORS RELATIVES) | | 0 | 0 | 0 | 0 | 0 | 0.0000 | 0 | 0 | 0 | 0.0000 | 0 | 0.0000 | 0 | 0.0000 | 0 | 0.0000 | 0 |
| | CAT - TOTAL | | 0 | 0 | 0 | 0 | 0 | 0.0000 | 0 | 0 | 0 | 0.0000 | 0 | 0.0000 | 0 | 0.0000 | 0 | 0.0000 | 0 |
| (d) | Any Others (GROUP COMPANIES) | | 0 | 0 | 0 | 0 | 0 | 0.0000 | 0 | 0 | 0 | 0.0000 | 0 | 0.0000 | 0 | 0.0000 | 0 | 0.0000 | 0 |
| | CAT - TOTAL | | 0 | 0 | 0 | 0 | 0 | 0.0000 | 0 | 0 | 0 | 0.0000 | 0 | 0.0000 | 0 | 0.0000 | 0 | 0.0000 | 0 |
| (d) | Any Others (TRUSTS) | | 0 | 0 | 0 | 0 | 0 | 0.0000 | 0 | 0 | 0 | 0.0000 | 0 | 0.0000 | 0 | 0.0000 | 0 | 0.0000 | 0 |
| | CAT - TOTAL | | 0 | 0 | 0 | 0 | 0 | 0.0000 | 0 | 0 | 0 | 0.0000 | 0 | 0.0000 | 0 | 0.0000 | 0 | 0.0000 | 0 |
| | TOTAL | 4 | 80600000 | 0 | 0 | 80600000 | 64.1320 | 80600000 | 0 | 0 | 0 | 64.1320 | 0 | 64.1320 | 0 | 0.0000 | 20000000 | 0.0000 | 80600000 |
| 8.2. FOREIGN | | | | | | | | | | | | | | | | | | | |
| (a) | Individuals (Non-Resident Individuals/ Foreign Individuals) | | 0 | 0 | 0 | 0 | 0 | 0.0000 | 0 | 0 | 0 | 0.0000 | 0 | 0.0000 | 0 | 0.0000 | 0 | 0.0000 | 0 |
| | CAT - TOTAL | | 0 | 0 | 0 | 0 | 0 | 0.0000 | 0 | 0 | 0 | 0.0000 | 0 | 0.0000 | 0 | 0.0000 | 0 | 0.0000 | 0 |
| (c) | Institutions | | 0 | 0 | 0 | 0 | 0 | 0.0000 | 0 | 0 | 0 | 0.0000 | 0 | 0.0000 | 0 | 0.0000 | 0 | 0.0000 | 0 |
| | CAT - TOTAL | | 0 | 0 | 0 | 0 | 0 | 0.0000 | 0 | 0 | 0 | 0.0000 | 0 | 0.0000 | 0 | 0.0000 | 0 | 0.0000 | 0 |
| (d) | Foreign Portfolio Investor | | 0 | 0 | 0 | 0 | 0 | 0.0000 | 0 | 0 | 0 | 0.0000 | 0 | 0.0000 | 0 | 0.0000 | 0 | 0.0000 | 0 |
| | CAT - TOTAL | | 0 | 0 | 0 | 0 | 0 | 0.0000 | 0 | 0 | 0 | 0.0000 | 0 | 0.0000 | 0 | 0.0000 | 0 | 0.0000 | 0 |
| (e) | Any Other (specify) | | 0 | 0 | 0 | 0 | 0 | 0.0000 | 0 | 0 | 0 | 0.0000 | 0 | 0.0000 | 0 | 0.0000 | 0 | 0.0000 | 0 |
| | CAT - TOTAL | | 0 | 0 | 0 | 0 | 0 | 0.0000 | 0 | 0 | 0 | 0.0000 | 0 | 0.0000 | 0 | 0.0000 | 0 | 0.0000 | 0 |
| (e) | Any Others (BODIES CORPORATE) | | 0 | 0 | 0 | 0 | 0 | 0.0000 | 0 | 0 | 0 | 0.0000 | 0 | 0.0000 | 0 | 0.0000 | 0 | 0.0000 | 0 |
| | CAT - TOTAL | | 0 | 0 | 0 | 0 | 0 | 0.0000 | 0 | 0 | 0 | 0.0000 | 0 | 0.0000 | 0 | 0.0000 | 0 | 0.0000 | 0 |
| (e) | Any Others (QUALIFIED FOREIGN INVESTOR) | | 0 | 0 | 0 | 0 | 0 | 0.0000 | 0 | 0 | 0 | 0.0000 | 0 | 0.0000 | 0 | 0.0000 | 0 | 0.0000 | 0 |
| | CAT - TOTAL | | 0 | 0 | 0 | 0 | 0 | 0.0000 | 0 | 0 | 0 | 0.0000 | 0 | 0.0000 | 0 | 0.0000 | 0 | 0.0000 | 0 |
| | TOTAL | 0 | 0 | 0 | 0 | 0 | 0.0000 | 0 | 0 | 0 | 0.0000 | 0 | 0.0000 | 0 | 0.0000 | 0 | 0.0000 | 0 | 0.0000 |
| | GRAND - TOTAL | 4 | 80600000 | 0 | 0 | 80600000 | 64.1320 | 80600000 | 0 | 0 | 0 | 64.1320 | 0 | 64.1320 | 0 | 0.0000 | 20000000 | 0.0000 | 80600000 |


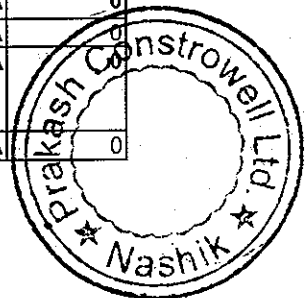



Table III - STATEMENT SHOWING SHAREHOLDING PATTERN OF THE PUBLIC SHAREHOLDER

| Category & Name of the shareholders (I) | PAN (II) | No.s of Share holders (III) | No.s of fully paid up equity Share held (IV) | No. s of Part ly paid up equi ty Share held (V) | No. of share s under lying Depo sitory Recei pts (VI) | Total nos. shares held (VII)= (IV)+(V)+(VI) | Sharehol ding % calculate d as per SCRR,19 57 (VIII) As a % of (A+B+C2) | Number of Voting Rights held in each class of securities (IX) | | | No. of Sha res Und erlyi ng Out stati ng con verti | Sharehol ding, as a % assumin g full conversi on of convertib le securitie | Number of Locked in shares (XII) | | Number of Shares pledged or otherwise encumbe red | | Number of equity shares held in demateria lized form (XIV) | |
|---|-----------------------------------|-----------------------------|--|---|---|---|--|---|---------------|-------|--|--|----------------------------------|---------|---|---------|--|------------------------------|
| | | | | | | | | No of Voting Rights | | | | | Total as a % of (A+B+C) | No. (a) | As a % of total shares held (b) | No. (a) | | As a % of total share s held |
| | | | | | | | | Class Equity | Class Other s | Total | | | | | | | | |
| 1. INSTITUTIONS | | | | | | | | | | | | | | | | | | |
| (a) | Mutual Funds | | 0 | 0 | 0 | 0 | 0.0000 | 0 | 0 | 0 | 0.0000 | 0 | 0.0000 | 0 | 0.0000 | NA | NA | 0 |
| | | | 0 | 0 | 0 | 0 | 0.0000 | 0 | 0 | 0 | 0.0000 | 0 | 0.0000 | 0 | 0.0000 | NA | NA | 0 |
| (b) | Venture Capital | | 0 | 0 | 0 | 0 | 0.0000 | 0 | 0 | 0 | 0.0000 | 0 | 0.0000 | 0 | 0.0000 | NA | NA | 0 |
| | | | 0 | 0 | 0 | 0 | 0.0000 | 0 | 0 | 0 | 0.0000 | 0 | 0.0000 | 0 | 0.0000 | NA | NA | 0 |
| (c) | Alternate | | 0 | 0 | 0 | 0 | 0.0000 | 0 | 0 | 0 | 0.0000 | 0 | 0.0000 | 0 | 0.0000 | NA | NA | 0 |
| | | | 0 | 0 | 0 | 0 | 0.0000 | 0 | 0 | 0 | 0.0000 | 0 | 0.0000 | 0 | 0.0000 | NA | NA | 0 |
| (d) | Foreign Venture Capital Investors | | 0 | 0 | 0 | 0 | 0.0000 | 0 | 0 | 0 | 0.0000 | 0 | 0.0000 | 0 | 0.0000 | NA | NA | 0 |
| | | | 0 | 0 | 0 | 0 | 0.0000 | 0 | 0 | 0 | 0.0000 | 0 | 0.0000 | 0 | 0.0000 | NA | NA | 0 |
| (e) | Foreign Portfolio | | 0 | 0 | 0 | 0 | 0.0000 | 0 | 0 | 0 | 0.0000 | 0 | 0.0000 | 0 | 0.0000 | NA | NA | 0 |
| | | | 0 | 0 | 0 | 0 | 0.0000 | 0 | 0 | 0 | 0.0000 | 0 | 0.0000 | 0 | 0.0000 | NA | NA | 0 |
| (f) | Financial | | 0 | 0 | 0 | 0 | 0.0000 | 0 | 0 | 0 | 0.0000 | 0 | 0.0000 | 0 | 0.0000 | NA | NA | 0 |
| | | | 0 | 0 | 0 | 0 | 0.0000 | 0 | 0 | 0 | 0.0000 | 0 | 0.0000 | 0 | 0.0000 | NA | NA | 0 |
| (g) | Insurance | | 0 | 0 | 0 | 0 | 0.0000 | 0 | 0 | 0 | 0.0000 | 0 | 0.0000 | 0 | 0.0000 | NA | NA | 0 |
| | | | 0 | 0 | 0 | 0 | 0.0000 | 0 | 0 | 0 | 0.0000 | 0 | 0.0000 | 0 | 0.0000 | NA | NA | 0 |
| (h) | Provident Funds/ Pension Funds | | 0 | 0 | 0 | 0 | 0.0000 | 0 | 0 | 0 | 0.0000 | 0 | 0.0000 | 0 | 0.0000 | NA | NA | 0 |
| | | | 0 | 0 | 0 | 0 | 0.0000 | 0 | 0 | 0 | 0.0000 | 0 | 0.0000 | 0 | 0.0000 | NA | NA | 0 |
| (i) | Any Other | | 0 | 0 | 0 | 0 | 0.0000 | 0 | 0 | 0 | 0.0000 | 0 | 0.0000 | 0 | 0.0000 | NA | NA | 0 |
| | | | 0 | 0 | 0 | 0 | 0.0000 | 0 | 0 | 0 | 0.0000 | 0 | 0.0000 | 0 | 0.0000 | NA | NA | 0 |
| (i) | Any Others (FII'S) | | 0 | 0 | 0 | 0 | 0.0000 | 0 | 0 | 0 | 0.0000 | 0 | 0.0000 | 0 | 0.0000 | NA | NA | 0 |
| | | | 0 | 0 | 0 | 0 | 0.0000 | 0 | 0 | 0 | 0.0000 | 0 | 0.0000 | 0 | 0.0000 | NA | NA | 0 |
| (i) | Any Others (FOREIGN FINANCIAL | | 0 | 0 | 0 | 0 | 0.0000 | 0 | 0 | 0 | 0.0000 | 0 | 0.0000 | 0 | 0.0000 | NA | NA | 0 |
| | | | 0 | 0 | 0 | 0 | 0.0000 | 0 | 0 | 0 | 0.0000 | 0 | 0.0000 | 0 | 0.0000 | NA | NA | 0 |



| | | | | | | | | | | | | | | | | | | |
|---------------------------------|--|------|----------|---|---|----------|---------|----------|---|----------|---------|---|---------|---|--------|----|----|----------|
| (i) | Any Others (QUALIFIED) | 0 | 0 | 0 | 0 | 0 | 0.0000 | 0 | 0 | 0 | 0.0000 | 0 | 0.0000 | 0 | 0.0000 | NA | NA | 0 |
| | | 0 | 0 | 0 | 0 | 0 | 0.0000 | 0 | 0 | 0 | 0.0000 | 0 | 0.0000 | 0 | 0.0000 | NA | NA | 0 |
| (2) | Central Government/ | 0 | 0 | 0 | 0 | 0 | 0.0000 | 0 | 0 | 0 | 0.0000 | 0 | 0.0000 | 0 | 0.0000 | NA | NA | 0 |
| | | 0 | 0 | 0 | 0 | 0 | 0.0000 | 0 | 0 | 0 | 0.0000 | 0 | 0.0000 | 0 | 0.0000 | NA | NA | 0 |
| | SUB TOTAL | 0 | 0 | 0 | 0 | 0 | 0.0000 | 0 | 0 | 0 | 0.0000 | 0 | 0.0000 | 0 | 0.0000 | NA | NA | 0 |
| 14 B 2. Non-institutions | | | | | | | | | | | | | | | | | | |
| (a.1) | Individuals - i. Individual shareholders | 4233 | 26347381 | 0 | 0 | 26347381 | 20.9642 | 26347381 | 0 | 26347381 | 20.9642 | 0 | 20.9642 | 0 | 0.0000 | NA | NA | 26347361 |
| | (CAPITAL UPTO TO Rs. 2 Lakh) | 4233 | 26347381 | 0 | 0 | 26347381 | 20.9642 | 26347381 | 0 | 26347381 | 20.9642 | 0 | 20.9642 | 0 | 0.0000 | NA | NA | 26347361 |
| (a.2) | Individual - ii. Individual shareholders | 18 | 7093821 | 0 | 0 | 7093821 | 5.6444 | 7093821 | 0 | 7093821 | 5.6444 | 0 | 5.6444 | 0 | 0.0000 | NA | NA | 7093821 |
| | (CAPITAL GREATER THAN Rs. 2 Lakh) | 18 | 7093821 | 0 | 0 | 7093821 | 5.6444 | 7093821 | 0 | 7093821 | 5.6444 | 0 | 5.6444 | 0 | 0.0000 | NA | NA | 7093821 |
| | SUB TOTAL | 4251 | 33441202 | 0 | 0 | 33441202 | 26.6086 | 33441202 | 0 | 33441202 | 26.6086 | 0 | 26.6086 | 0 | 0.0000 | NA | NA | 33441182 |
| 16 1. INSTITUTIONS | | | | | | | | | | | | | | | | | | |
| (b) | NBFCs registered | 0 | 0 | 0 | 0 | 0 | 0.0000 | 0 | 0 | 0 | 0.0000 | 0 | 0.0000 | 0 | 0.0000 | NA | NA | 0 |
| | | 0 | 0 | 0 | 0 | 0 | 0.0000 | 0 | 0 | 0 | 0.0000 | 0 | 0.0000 | 0 | 0.0000 | NA | NA | 0 |
| (c) | Employee Trusts | 0 | 0 | 0 | 0 | 0 | 0.0000 | 0 | 0 | 0 | 0.0000 | 0 | 0.0000 | 0 | 0.0000 | NA | NA | 0 |
| | | 0 | 0 | 0 | 0 | 0 | 0.0000 | 0 | 0 | 0 | 0.0000 | 0 | 0.0000 | 0 | 0.0000 | NA | NA | 0 |
| (d) | Overseas Depositories (holding DRs) | 0 | 0 | 0 | 0 | 0 | 0.0000 | 0 | 0 | 0 | 0.0000 | 0 | 0.0000 | 0 | 0.0000 | NA | NA | 0 |
| | | 0 | 0 | 0 | 0 | 0 | 0.0000 | 0 | 0 | 0 | 0.0000 | 0 | 0.0000 | 0 | 0.0000 | NA | NA | 0 |
| | SUB TOTAL | 0 | 0 | 0 | 0 | 0 | 0.0000 | 0 | 0 | 0 | 0.0000 | 0 | 0.0000 | 0 | 0.0000 | NA | NA | 0 |
| 19 B 2. Non-institutions | | | | | | | | | | | | | | | | | | |
| (e) | Any Others (BODIES) | 149 | 9986682 | 0 | 0 | 9986682 | 7.9462 | 9986682 | 0 | 9986682 | 7.9462 | 0 | 7.9462 | 0 | 0.0000 | NA | NA | 9986682 |
| | | 147 | 5472122 | 0 | 0 | 5472122 | 4.3541 | 5472122 | 0 | 5472122 | 4.3541 | 0 | 4.3541 | 0 | 0.0000 | NA | NA | 5472122 |



| | | | | | | | | | | | | | | | | | | | |
|-----|-----------------------------------|-------------|-----|---------|---|---|---------|--------|---------|---|---------|--------|---|--------|---|--------|----|----|---------|
| | JM FINANCIAL SERVICE S LIMITED | AAACJ59 77A | 1 | 1926920 | 0 | 0 | 1926920 | 1.5332 | 1926920 | 0 | 1926920 | 1.5332 | 0 | 1.5332 | 0 | 0.0000 | NA | NA | 1926920 |
| | ROSE VALLEY MERCHANDISE PVT. LTD. | AAECR33 49C | 1 | 2587640 | 0 | 0 | 2587640 | 2.0589 | 2587640 | 0 | 2587640 | 2.0589 | 0 | 2.0589 | 0 | 0.0000 | NA | NA | 2587640 |
| (e) | Any Others (CLEARING | | 116 | 1134717 | 0 | 0 | 1134717 | 0.9029 | 1134717 | 0 | 1134717 | 0.9029 | 0 | 0.9029 | 0 | 0.0000 | NA | NA | 1134717 |
| | | | 116 | 1134717 | 0 | 0 | 1134717 | 0.9029 | 1134717 | 0 | 1134717 | 0.9029 | 0 | 0.9029 | 0 | 0.0000 | NA | NA | 1134717 |
| (e) | Any Others (DIRECTORS | | 0 | 0 | 0 | 0 | 0 | 0.0000 | 0 | 0 | 0 | 0.0000 | 0 | 0.0000 | 0 | 0.0000 | NA | NA | 0 |
| | | | 0 | 0 | 0 | 0 | 0 | 0.0000 | 0 | 0 | 0 | 0.0000 | 0 | 0.0000 | 0 | 0.0000 | NA | NA | 0 |
| (e) | Any Others (ESCROW | | 0 | 0 | 0 | 0 | 0 | 0.0000 | 0 | 0 | 0 | 0.0000 | 0 | 0.0000 | 0 | 0.0000 | NA | NA | 0 |
| | | | 0 | 0 | 0 | 0 | 0 | 0.0000 | 0 | 0 | 0 | 0.0000 | 0 | 0.0000 | 0 | 0.0000 | NA | NA | 0 |
| (e) | Any Others (FOREFEITED | | 0 | 0 | 0 | 0 | 0 | 0.0000 | 0 | 0 | 0 | 0.0000 | 0 | 0.0000 | 0 | 0.0000 | NA | NA | 0 |
| | | | 0 | 0 | 0 | 0 | 0 | 0.0000 | 0 | 0 | 0 | 0.0000 | 0 | 0.0000 | 0 | 0.0000 | NA | NA | 0 |
| (e) | Any Others (FOREIGN | | 0 | 0 | 0 | 0 | 0 | 0.0000 | 0 | 0 | 0 | 0.0000 | 0 | 0.0000 | 0 | 0.0000 | NA | NA | 0 |
| | | | 0 | 0 | 0 | 0 | 0 | 0.0000 | 0 | 0 | 0 | 0.0000 | 0 | 0.0000 | 0 | 0.0000 | NA | NA | 0 |
| (e) | Any Others (FREINDS & | | 0 | 0 | 0 | 0 | 0 | 0.0000 | 0 | 0 | 0 | 0.0000 | 0 | 0.0000 | 0 | 0.0000 | NA | NA | 0 |
| | | | 0 | 0 | 0 | 0 | 0 | 0.0000 | 0 | 0 | 0 | 0.0000 | 0 | 0.0000 | 0 | 0.0000 | NA | NA | 0 |
| (e) | Any Others (GOVT. | | 0 | 0 | 0 | 0 | 0 | 0.0000 | 0 | 0 | 0 | 0.0000 | 0 | 0.0000 | 0 | 0.0000 | NA | NA | 0 |
| | | | 0 | 0 | 0 | 0 | 0 | 0.0000 | 0 | 0 | 0 | 0.0000 | 0 | 0.0000 | 0 | 0.0000 | NA | NA | 0 |
| (e) | Any Others (GROUP | | 0 | 0 | 0 | 0 | 0 | 0.0000 | 0 | 0 | 0 | 0.0000 | 0 | 0.0000 | 0 | 0.0000 | NA | NA | 0 |
| | | | 0 | 0 | 0 | 0 | 0 | 0.0000 | 0 | 0 | 0 | 0.0000 | 0 | 0.0000 | 0 | 0.0000 | NA | NA | 0 |
| (e) | Any Others (HOLDING | | 0 | 0 | 0 | 0 | 0 | 0.0000 | 0 | 0 | 0 | 0.0000 | 0 | 0.0000 | 0 | 0.0000 | NA | NA | 0 |
| | | | 0 | 0 | 0 | 0 | 0 | 0.0000 | 0 | 0 | 0 | 0.0000 | 0 | 0.0000 | 0 | 0.0000 | NA | NA | 0 |
| (e) | Any Others (NON RESIDENT | | 31 | 515559 | 0 | 0 | 515559 | 0.4102 | 515559 | 0 | 515559 | 0.4102 | 0 | 0.4102 | 0 | 0.0000 | NA | NA | 515559 |
| | | | 31 | 515559 | 0 | 0 | 515559 | 0.4102 | 515559 | 0 | 515559 | 0.4102 | 0 | 0.4102 | 0 | 0.0000 | NA | NA | 515559 |
| (e) | Any Others | | 0 | 0 | 0 | 0 | 0 | 0.0000 | 0 | 0 | 0 | 0.0000 | 0 | 0.0000 | 0 | 0.0000 | NA | NA | 0 |



| | | | | | | | | | | | | | | | | | | | | |
|-----|-----------------------------|------|----------|---|---|----------|---------|----------|---|----------|---------|---|---------|---|--------|---|--------|----|----|----------|
| | (OFFICE | | | | | | | | | | | | | | | | | | | |
| | | 0 | 0 | 0 | 0 | 0 | 0.0000 | 0 | 0 | 0 | 0.0000 | 0 | 0.0000 | 0 | 0.0000 | 0 | 0.0000 | NA | NA | 0 |
| (e) | Any Others (OTHER SHROFF | 0 | 0 | 0 | 0 | 0 | 0.0000 | 0 | 0 | 0 | 0.0000 | 0 | 0.0000 | 0 | 0.0000 | 0 | 0.0000 | NA | NA | 0 |
| | | 0 | 0 | 0 | 0 | 0 | 0.0000 | 0 | 0 | 0 | 0.0000 | 0 | 0.0000 | 0 | 0.0000 | 0 | 0.0000 | NA | NA | 0 |
| (e) | Any Others (OTHER SHROFF | 0 | 0 | 0 | 0 | 0 | 0.0000 | 0 | 0 | 0 | 0.0000 | 0 | 0.0000 | 0 | 0.0000 | 0 | 0.0000 | NA | NA | 0 |
| | | 0 | 0 | 0 | 0 | 0 | 0.0000 | 0 | 0 | 0 | 0.0000 | 0 | 0.0000 | 0 | 0.0000 | 0 | 0.0000 | NA | NA | 0 |
| (e) | Any Others (OTHER SHROFF | 0 | 0 | 0 | 0 | 0 | 0.0000 | 0 | 0 | 0 | 0.0000 | 0 | 0.0000 | 0 | 0.0000 | 0 | 0.0000 | NA | NA | 0 |
| | | 0 | 0 | 0 | 0 | 0 | 0.0000 | 0 | 0 | 0 | 0.0000 | 0 | 0.0000 | 0 | 0.0000 | 0 | 0.0000 | NA | NA | 0 |
| (e) | Any Others (OVERSEAS | 0 | 0 | 0 | 0 | 0 | 0.0000 | 0 | 0 | 0 | 0.0000 | 0 | 0.0000 | 0 | 0.0000 | 0 | 0.0000 | NA | NA | 0 |
| | | 0 | 0 | 0 | 0 | 0 | 0.0000 | 0 | 0 | 0 | 0.0000 | 0 | 0.0000 | 0 | 0.0000 | 0 | 0.0000 | NA | NA | 0 |
| (e) | Any Others (PARTNERSHIP | 0 | 0 | 0 | 0 | 0 | 0.0000 | 0 | 0 | 0 | 0.0000 | 0 | 0.0000 | 0 | 0.0000 | 0 | 0.0000 | NA | NA | 0 |
| | | 0 | 0 | 0 | 0 | 0 | 0.0000 | 0 | 0 | 0 | 0.0000 | 0 | 0.0000 | 0 | 0.0000 | 0 | 0.0000 | NA | NA | 0 |
| (e) | Any Others (PROPRIETORY | 0 | 0 | 0 | 0 | 0 | 0.0000 | 0 | 0 | 0 | 0.0000 | 0 | 0.0000 | 0 | 0.0000 | 0 | 0.0000 | NA | NA | 0 |
| | | 0 | 0 | 0 | 0 | 0 | 0.0000 | 0 | 0 | 0 | 0.0000 | 0 | 0.0000 | 0 | 0.0000 | 0 | 0.0000 | NA | NA | 0 |
| (e) | Any Others (QUALIFIED | 0 | 0 | 0 | 0 | 0 | 0.0000 | 0 | 0 | 0 | 0.0000 | 0 | 0.0000 | 0 | 0.0000 | 0 | 0.0000 | NA | NA | 0 |
| | | 0 | 0 | 0 | 0 | 0 | 0.0000 | 0 | 0 | 0 | 0.0000 | 0 | 0.0000 | 0 | 0.0000 | 0 | 0.0000 | NA | NA | 0 |
| (e) | Any Others (SHROFF | 0 | 0 | 0 | 0 | 0 | 0.0000 | 0 | 0 | 0 | 0.0000 | 0 | 0.0000 | 0 | 0.0000 | 0 | 0.0000 | NA | NA | 0 |
| | | 0 | 0 | 0 | 0 | 0 | 0.0000 | 0 | 0 | 0 | 0.0000 | 0 | 0.0000 | 0 | 0.0000 | 0 | 0.0000 | NA | NA | 0 |
| (e) | Any Others (SUBSIDIARY | 0 | 0 | 0 | 0 | 0 | 0.0000 | 0 | 0 | 0 | 0.0000 | 0 | 0.0000 | 0 | 0.0000 | 0 | 0.0000 | NA | NA | 0 |
| | | 0 | 0 | 0 | 0 | 0 | 0.0000 | 0 | 0 | 0 | 0.0000 | 0 | 0.0000 | 0 | 0.0000 | 0 | 0.0000 | NA | NA | 0 |
| (e) | Any Others | 1 | 100 | 0 | 0 | 100 | 0.0001 | 100 | 0 | 100 | 0.0001 | 0 | 0.0001 | 0 | 0.0000 | 0 | 0.0000 | NA | NA | 100 |
| | | 1 | 100 | 0 | 0 | 100 | 0.0001 | 100 | 0 | 100 | 0.0001 | 0 | 0.0001 | 0 | 0.0000 | 0 | 0.0000 | NA | NA | 100 |
| (e) | Any Others (UNCLAIMED | 0 | 0 | 0 | 0 | 0 | 0.0000 | 0 | 0 | 0 | 0.0000 | 0 | 0.0000 | 0 | 0.0000 | 0 | 0.0000 | NA | NA | 0 |
| | | 0 | 0 | 0 | 0 | 0 | 0.0000 | 0 | 0 | 0 | 0.0000 | 0 | 0.0000 | 0 | 0.0000 | 0 | 0.0000 | NA | NA | 0 |
| | Employee | 0 | 0 | 0 | 0 | 0 | 0.0000 | 0 | 0 | 0 | 0.0000 | 0 | 0.0000 | 0 | 0.0000 | 0 | 0.0000 | NA | NA | 0 |
| | | 0 | 0 | 0 | 0 | 0 | 0.0000 | 0 | 0 | 0 | 0.0000 | 0 | 0.0000 | 0 | 0.0000 | 0 | 0.0000 | NA | NA | 0 |
| | SUB TOTAL | 297 | 11637058 | 0 | 0 | 11637058 | 9.2594 | 11637058 | 0 | 11637058 | 9.2594 | 0 | 9.2594 | 0 | 0.0000 | 0 | 0.0000 | NA | NA | 11637058 |
| | TOTAL | 4548 | 45078260 | 0 | 0 | 45078260 | 35.8680 | 45078260 | 0 | 45078260 | 35.8680 | 0 | 35.8680 | 0 | 0.0000 | 0 | 0.0000 | NA | NA | 45078240 |



Table IV - STATEMENT SHOWING SHAREHOLDING PATTERN OF THE NON PROMOTER - NON PUBLIC SHAREHOLDER

| Category & Name of the shareholders (I) | PAN (II) | No.s of Share holders (III) | No.s of fully paid up equity Share held (IV) | No.s of Partly paid-up equity Share held (V) | No. of shares underlying Depository Receipts (VI) | Total nos. shares held (VII)= (IV)+(V)+(VI) | Shareholding % calculated as per SCRR, 1957 (VIII) As a % of (A+B+C 2) | Number of Voting Rights held in each class of securities (IX) | | | No. of Shares Underlying Outstanding convertible securities (including Warrants) (X) | Shareholding, as a % assuming full conversion of convertible securities (as a % of diluted share capital) | Number of Locked in shares (XII) | | Number of Shares pledged or otherwise encumbered (XIII) | | Number of equity shares held in dematerialized form (XIV) | |
|---|--------------------------------------|-----------------------------|--|--|---|---|--|---|--------------|-------------------------|--|---|----------------------------------|---------------------------------|---|---------------------------------|---|-------|
| | | | | | | | | No of Voting Rights | | Total as a % of (A+B+C) | | | No. (a) | As a % of total shares held (b) | No. (a) | As a % of total shares held (b) | | |
| | | | | | | | | Class Equity | Class Others | | | | | | | | | Total |
| EMPLOYEE BENEFIT TRUST | | | | | | | | | | | | | | | | | | |
| | | | 0 | 0 | 0 | 0 | 0.0000 | 0 | 0 | 0 | 0.0000 | 0 | 0.0000 | 0 | 0.0000 | NA | NA | 0 |
| | Total Non Promoter-Non Public | | 0 | 0 | 0 | 0 | 0.0000 | 0 | 0 | 0 | 0.0000 | 0 | 0.0000 | 0 | 0.0000 | NA | NA | 0 |

