


Name of the Company : PRAKASH CONSTROWELL LIMITED

Script Code, Name of the scrip, class of security :


Quarter ended : 31/03/2015

| Partly paid-up shares :-   | No. of partly paid-up shares  | As a % of total no. of partly paid-up shares              | As a % of total no. of shares of the company   |
|--|-------------------------------|---|--|
| Held by promoter/<br>promoter group  |                               | 0.00  | 0.00   |
| Held by public   |                               | 0.00  | 0.00   |
| <b>Total</b>   | <b>0</b>                      | <b>0.00</b>   | <b>0.00</b>  |
| Outstanding convertible securities   | No. of outstanding securities | As a % of total no. of outstanding convertible securities | As a % of total no. of shares of the company, assuming full conversion of the convertible securities |
| Held by promoter/<br>promoter group  |                               | 0.00  | 0.00   |
| Held by public   |                               | 0.00  | 0.00   |
| <b>Total</b>   | <b>0</b>                      | <b>0.00</b>   | <b>0.00</b>  |
| Warrants   | No. of Warrants               | As a % of total no. of Warrants                           | As a % of total no. of shares of the company, assuming full conversion of warrants                   |
| Held by promoter/<br>promoter group  | 0                             | 0.00  | 0.00   |
| Held by public   | 0                             | 0.00  | 0.00   |
| <b>Total</b>   | <b>0</b>                      | <b>0.00</b>   | <b>0.00</b>  |
| <b>Total paid-up capital of the company, assuming full conversion of warrants convertible securities<br/>Total (A+B+C)+ D+E+F)</b> | <b>125678260</b>              |   | <b>100.00</b>  |




**Statement Showing Shareholding Pattern**

| Table (I)(a)  |                                |                        |                        |  |  |                            |  |                              |
|---|--------------------------------|------------------------|------------------------|--|--|----------------------------|--|------------------------------|
| Category Code   | Category of Shareholder        | Number of Shareholders | Total Number Of Shares | Number of Shares held in Dematerialised form | Total Shareholding as a percentage of total number of shares |                            | Shares Pledged or otherwise encumbered | As a percentage              |
|   |                                |                        |                        |  | As a Percentage of (A+B)                                     | As a Percentage of (A+B+C) |  |                              |
| (I)   | (II)                           | (III)                  | (IV)                   | (V)  | (VI)   | (VII)                      | (VIII)                                 | (IX)=<br>(VIII)/(IV)<br>*100 |
| <b>(A) Shareholding of Promoter and Promoter Group2</b> |                                |                        |                        |  |  |                            |  |                              |
| <b>1. INDIAN</b>  |                                |                        |                        |  |  |                            |  |                              |
| (a)   | INDIVIDUAL / HUF               | 4                      | 80600000               | 80600000                                     | 64.1320  | 64.1320                    | 20000000                               | 24.81                        |
| (b)   | CENTRAL / STATE GOVERNMENT(S)  | 0                      | 0                      | 0  | 0.0000   | 0.0000                     | 0                                      | 0.00                         |
| (c)   | BODIES CORPORATE               | 0                      | 0                      | 0  | 0.0000   | 0.0000                     | 0                                      | 0.00                         |
| (d)   | FINANCIAL INSTITUTIONS / BANKS | 0                      | 0                      | 0  | 0.0000   | 0.0000                     | 0                                      | 0.00                         |
| (e)   | ANY OTHERS (Specify)           |                        |                        |  |  |                            |  |                              |
| (i)   | DIRECTORS RELATIVES            | 0                      | 0                      | 0  | 0.0000   | 0.0000                     | 0                                      | 0.00                         |
| (ii)  | GROUP COMPANIES                | 0                      | 0                      | 0  | 0.0000   | 0.0000                     | 0                                      | 0.00                         |
| (iii)   | TRUSTS                         | 0                      | 0                      | 0  | 0.0000   | 0.0000                     | 0                                      | 0.00                         |
| <b>SUB TOTAL (A)(1) :</b>                               |                                | <b>4</b>               | <b>80600000</b>        | <b>80600000</b>                              | <b>64.1320</b>   | <b>64.1320</b>             | <b>20000000</b>                        | <b>24.81</b>                 |
| <b>2. FOREIGN</b>                                       |                                |                        |                        |  |  |                            |  |                              |
| (a)   | INDIVIDUAL                     | 0                      | 0                      | 0  | 0.0000   | 0.0000                     | 0                                      | 0.00                         |
| (b)   | BODIES CORPORATE               | 0                      | 0                      | 0  | 0.0000   | 0.0000                     | 0                                      | 0.00                         |
| (c)   | INSTITUTIONS                   | 0                      | 0                      | 0  | 0.0000   | 0.0000                     | 0                                      | 0.00                         |
| (d)   | QUALIFIED FOREIGN INVESTOR     | 0                      | 0                      | 0  | 0.0000   | 0.0000                     | 0                                      | 0.00                         |
| (e)   | ANY OTHERS (Specify)           |                        |                        |  |  |                            |  |                              |
| <b>SUB TOTAL (A)(2) :</b>                               |                                | <b>0</b>               | <b>0</b>               | <b>0</b>                                     | <b>0.0000</b>  | <b>0.0000</b>              | <b>0</b>                               | <b>0.00</b>                  |
| <b>Total holding for promoters (A)=(A)(1) + (A)(2)</b>  |                                | <b>4</b>               | <b>80600000</b>        | <b>80600000</b>                              | <b>64.1320</b>   | <b>64.1320</b>             | <b>20000000</b>                        | <b>24.81</b>                 |
| <b>(B) Public shareholding</b>                          |                                |                        |                        |  |  |                            |  |                              |
| <b>1. INSTITUTIONS</b>                                  |                                |                        |                        |  |  |                            |  |                              |
| (a)   | MUTUAL FUNDS / UTI             | 0                      | 0                      | 0  | 0.0000   | 0.0000                     | 0                                      | 0.00                         |
| (b)   | FINANCIAL INSTITUTIONS / BANKS | 0                      | 0                      | 0  | 0.0000   | 0.0000                     | 0                                      | 0.00                         |
| (c)   | CENTRAL / STATE GOVERNMENT(S)  | 0                      | 0                      | 0  | 0.0000   | 0.0000                     | 0                                      | 0.00                         |
| (d)   | VENTURE CAPITAL FUNDS          | 0                      | 0                      | 0  | 0.0000   | 0.0000                     | 0                                      | 0.00                         |
| (e)   | INSURANCE COMPANIES            | 0                      | 0                      | 0  | 0.0000   | 0.0000                     | 0                                      | 0.00                         |
| (f)   | FII'S                          | 0                      | 0                      | 0  | 0.0000   | 0.0000                     | 0                                      | 0.00                         |



**Statement Showing Shareholding Pattern**

| Table (I)(a)  |                                   |                        |                        |  |  |                            |  |                              |
|---|-----------------------------------|------------------------|------------------------|--|--|----------------------------|--|------------------------------|
| Category Code   | Category of Shareholder           | Number of Shareholders | Total Number Of Shares | Number of Shares held in Dematerialised form | Total Shareholding as a percentage of total number of shares |                            | Shares Pledged or otherwise encumbered | As a percentage              |
|   |                                   |                        |                        |  | As a Percentage of (A+B)                                     | As a Percentage of (A+B+C) |  |                              |
| (I)   | (II)                              | (III)                  | (IV)                   | (V)  | (VI)   | (VII)                      | (VIII)                                 | (IX)=<br>(VIII)/(IV)<br>*100 |
| (g)   | FOREIGN VENTURE CAPITAL INVESTORS | 0                      | 0                      | 0  | 0.0000   | 0.0000                     | 0                                      | 0.00                         |
| (h)   | QUALIFIED FOREIGN INVESTOR        | 0                      | 0                      | 0  | 0.0000   | 0.0000                     | 0                                      | 0.00                         |
| (i)   | ANY OTHERS<br>(Specify)           | 0                      | 0                      | 0  | 0.0000   | 0.0000                     | 0                                      | 0.00                         |
| <b>SUB TOTAL (B)(1) :</b>   |                                   | <b>0</b>               | <b>0</b>               | <b>0</b>                                     | <b>0.0000</b>  | <b>0.0000</b>              | <b>0</b>                               | <b>0.00</b>                  |
| <b>B 2. Non-institutions</b>  |                                   |                        |                        |  |  |                            |  |                              |
| (a)   | BODIES CORPORATE                  | 134                    | 9223435                | 9223435                                      | 7.3389   | 7.3389                     | 0                                      | 0.00                         |
| (b)   | INDIVIDUAL                        |                        |                        |  |  |                            |  |                              |
| (i)   | (CAPITAL UPTO TO Rs. 1 Lakh)      | 3711                   | 21355463               | 21355443                                     | 16.9922  | 16.9922                    | 0                                      | 0.00                         |
| (ii)  | (CAPITAL GREATER THAN Rs. 1 Lakh) | 58                     | 12946863               | 12946863                                     | 10.3016  | 10.3016                    | 0                                      | 0.00                         |
| (c)   | QUALIFIED FOREIGN INVESTOR        | 0                      | 0                      | 0  | 0.0000   | 0.0000                     | 0                                      | 0.00                         |
| (d)   | ANY OTHERS<br>(Specify)           |                        |                        |  |  |                            |  |                              |
| (i)   | TRUSTS                            | 0                      | 0                      | 0  | 0.0000   | 0.0000                     | 0                                      | 0.00                         |
| (ii)  | CLEARING MEMBER                   | 66                     | 1141344                | 1141344                                      | 0.9081   | 0.9081                     | 0                                      | 0.00                         |
| (iii)   | DIRECTORS RELATIVES               | 0                      | 0                      | 0  | 0.0000   | 0.0000                     | 0                                      | 0.00                         |
| (iv)  | EMPLOYEE                          | 0                      | 0                      | 0  | 0.0000   | 0.0000                     | 0                                      | 0.00                         |
| (v)   | NON RESIDENT INDIANS (NRI)        | 18                     | 411155                 | 411155                                       | 0.3271   | 0.3271                     | 0                                      | 0.00                         |
| (vi)  | OVERSEAS BODIES CORPORATES        | 0                      | 0                      | 0  | 0.0000   | 0.0000                     | 0                                      | 0.00                         |
| (vii)   | UNCLAIMED SUSPENSE ACCOUNT        | 0                      | 0                      | 0  | 0.0000   | 0.0000                     | 0                                      | 0.00                         |
| <b>SUB TOTAL (B)(2) :</b>   |                                   | <b>3987</b>            | <b>45078260</b>        | <b>45078240</b>                              | <b>35.8680</b>   | <b>35.8680</b>             | <b>0</b>                               | <b>0.00</b>                  |
| <b>Total Public Shareholding (B)=(B)(1) + (B)(2)</b>  |                                   | <b>3987</b>            | <b>45078260</b>        | <b>45078240</b>                              | <b>35.8680</b>   | <b>35.8680</b>             | <b>0</b>                               | <b>0.00</b>                  |
| <b>Total (A) + (B) :</b>  |                                   | <b>3991</b>            | <b>125678260</b>       | <b>125678240</b>                             | <b>100.0000</b>  | <b>100.0000</b>            | <b>20000000</b>                        | <b>15.91</b>                 |
| <b>(C) Shares held by Custodians and against which Depository Receipts have been issued</b> |                                   |                        |                        |  |  |                            |  |                              |
| (i)   | Promoter and Promoter Group       | 0                      | 0                      | 0  | 0.0000   | 0.0000                     | 0                                      | 0.00                         |
| (ii)  | Public                            | 0                      | 0                      | 0  | 0.0000   | 0.0000                     | 0                                      | 0.00                         |
| <b>SUB TOTAL (C)(1) :</b>   |                                   | <b>0</b>               | <b>0</b>               | <b>0</b>                                     | <b>0.0000</b>  | <b>0.0000</b>              | <b>0</b>                               | <b>0.00</b>                  |



Grand Total (A) + (B) + (C)      3991      125678260      125678240      100      100.0000      20000000      15.91

NOTES :


1) NAME, NUMBER OF SHARES HELD & PERCENTAGE OF ENTITIES / PERSONS HOLDING MORE THAN 1% OF THE TOTAL SHARES OF THE COMPANY IS AS PER ANNEXURE

(i)(b) Statement showing holding of securities (including shares, warrants, convertible securities) of persons belonging to the category "Promoter and Promoter Group"

| Sr.No          | Name of the Shareholder | Total shares held |                                   | Encumbered shares (*) |                     |  | Details of warrants     |   | Details of convertible securities     |   |  |
|----------------|-------------------------|-------------------|-----------------------------------|-----------------------|---------------------|--|-------------------------|---|---------------------------------------|---|--|
|                |                         | Number of shares  | As a % of grand total (A)+(B)+(C) | Number                | As a percentage     | As a % of grand total (A)+(B)+(C) of sub-clause (I)(a) | Number of warrants held | As a % total number of warrants of the same class | Number of convertible securities held | As a % total number of convertible securities of the same class | Total shares (including underlying shares assuming full conversion of warrants and convertible securities) as a % of diluted share capital |
| (I)            | (II)                    | (III)             | (IV)                              | (V)                   | (VI)=(V)/(III)* 100 | (VII)  | (VIII)                  | (IX)  | (X)                                   | (XI)  | (XII)  |
| 1              | PRAKASH PUSARAM LADDHA  | 42000000          | 33.4187                           | 20000000              | 47.62               | 15.91  | 0                       | 0   | 0                                     | 0   | 0  |
| 2              | ARUNA PRAKASH LADDHA    | 37800000          | 30.0768                           | 0                     | 0.00                | 0.00   | 0                       | 0   | 0                                     | 0   | 0  |
| 3              | RACHITA RAKESH MEHTA    | 400000            | 0.3183                            | 0                     | 0.00                | 0.00   | 0                       | 0   | 0                                     | 0   | 0  |
| 4              | PRACHI LADDHA P         | 400000            | 0.3183                            | 0                     | 0.00                | 0.00   | 0                       | 0   | 0                                     | 0   | 0  |
| <b>TOTAL :</b> |                         | <b>80600000</b>   | <b>64.1320</b>                    | <b>20000000</b>       | <b>24.81</b>        | <b>15.9137</b>   | <b>0</b>                | <b>0</b>  | <b>0</b>                              | <b>0</b>  | <b>0</b>   |

PRINTED ON : 04/04/2015

PAGE NO : 1



(l)(c)(i) Statement showing holding of securities (including shares, warrants, convertible securities) of persons belonging to the category "Public" and holding more than 1% of the total number of shares.

| Sr.No          | Name of the shareholder           | Number of shares | Shares as a percentage of total number of shares (i.e., Grand Total (A) +(B)+(C) indicated in Statement at para (I) (a) above) | Details of warrants |   | Details of convertible securities     |   | Total shares (including underlying shares assuming full conversion of warrants and convertible securities) as a % of diluted share capital |
|----------------|-----------------------------------|------------------|--|---------------------|---|---------------------------------------|---|--|
|                |                                   |                  |  | Number of warrants  | As a % total number of warrants of the same class | Number of convertible securities held | % w.r.t. total number of convertible securities of the same class |  |
| 1              | ROSE VALLEY MERCHANDISE PVT. LTD. | 2587640          | 2.0589   | 0                   | 0   | 0                                     | 0   | 0  |
| 2              | JM FINANCIAL SERVICES LIMITED     | 1926920          | 1.5332   | 0                   | 0   | 0                                     | 0   | 0  |
| <b>TOTAL :</b> |                                   | <b>4514560</b>   | <b>3.5922</b>  | <b>0</b>            | <b>0</b>  | <b>0</b>                              | <b>0</b>  | <b>0</b>   |


Printed Date : 4/4/2015

PAGE NO : 1

(l)(c)(ii) Statement showing holding of securities (including shares, warrants, convertible securities) of persons (together with PAC) belonging to the category "Public" and holding more than 5% of the total number of shares of the company.

| SR.NO          | Name | Number of shares | Shares | Per | Details of warrants     |   | Details of convertible securities     |   | Total shares (including underlying shares assuming full conversion of warrants and convertible securities) as a % of diluted share capital |
|----------------|------|------------------|--------|-----|-------------------------|---|---------------------------------------|---|--|
|                |      |                  |        |     | Number of warrants held | As a % total number of warrants of the same class | Number of convertible securities held | % w.r.t. total number of convertible securities of the same class |  |
| 1              |      |                  |        |     | 0                       | 0   | 0                                     | 0   | 0  |
| <b>TOTAL :</b> |      |                  |        |     | <b>0</b>                | <b>0</b>  | <b>0</b>                              | <b>0</b>  | <b>0</b>   |

Printed Date : 4/4/2015



(I)(d)

Statement showing details of locked-in shares

AS ON : 31/03/2015

| Sr No         | Name of the shareholder | Number of locked-in shares | Locked-in shares as a percentage of total number of shares (i.e., Grand Total (A)+(B)+(C) indicated in Statement at para (I)(a) above} | Promoter / Promoter Group / Public |
|---------------|-------------------------|----------------------------|--|------------------------------------|
| 1             |                         |                            |  |                                    |
| <b>TOTAL:</b> |                         |                            |  |                                    |

(II)(a)

Statement showing details of Depository Receipts (DRs)

| Sr.No.         | Type of Outstanding DR (ADRs,GDRs,SDRs etc.) | No of Outstanding DRs. | No of Shares underlying outstanding DRs. | Shares underlying outstanding DRs as a Percentage of total number of shares (i.e Grand Total (A)+ (B) + (C) Indicated in statement at para(I) (a) above) |
|----------------|--|------------------------|--|--|
| 1              | GDRs   |                        |  |  |
| <b>TOTAL :</b> |  |                        |  |  |

(II) (b) Statement showing holding of Depository Receipts (DRs) , where underlying shares held by 'promoter / promoter group ' are in excess of 1% of the total number of shares.

| Sr.No.         | Name of the DR Holder | Type of Outstanding DR (ADRs,GDRs,SDRs etc.) | No.of Shares underlying outstanding DRs. | Shares underlying outstanding DRs.as a Percentage of total number of shares (i.e Grand Total (A)+(B)+(C) Indicated in statement at Para (I) (a) above) |
|----------------|-----------------------|--|--|--|
| 1              |                       |  |  |  |
| <b>TOTAL :</b> |                       |  |  |  |

