

PRAKASH
Constrowell Limited

Concrete Values. Concrete Solutions.

PRAKASH CONSTROWELL LIMITED

Regd Office: 6/7, Falcon Plaza, Near Sarda Circle, National Urdu High School Road, Nashik - 422001

PART I Statement of Standalone & Consolidated Audited Results for the Quarter & Year Ended 31st March, 2015

(Rs. in Lac)

Particulars	Quarter Ended			Year Ended			
	Audited			Standalone-Audited		Consolidated-Audited	
	3 month ended	Preceding 3 month ended	Corresponding 3 month ended	Year Ended	Previous Year Ended	Year Ended	Previous Year Ended
	31.03.2015	31.12.2014	31.03.2014	31.03.2015	31.03.2014	31.03.2015	31.03.2014
1 Income							
(a) Net sales/income from operations	6,091.47	2,605.03	6,066.03	12,816.80	15,031.15	15,873.33	21,462.82
(b) Other operating income	17.84	41.61	89.75	106.11	93.95	109.18	93.96
Total	6,109.31	2,646.64	6,155.78	12,922.91	15,125.10	15,982.51	21,556.77
2 Expenditure							
(a) Cost of materials consumed & direct expenses	8,532.34	1,591.35	4,943.27	13,228.93	11,838.33	16,306.80	16,775.57
(b) Change in Inventory	(2,873.51)	638.61	167.66	(1,820.94)	1,214.88	(1,722.23)	1,210.57
(c) Employee benefits expense	48.13	76.74	63.07	225.42	298.45	345.96	399.43
(d) Depreciation and amortisation expenses	41.94	42.42	45.42	168.77	180.96	183.04	196.40
(e) Other expenses	189.68	51.99	341.12	322.24	531.51	614.49	806.17
Total	5,938.58	2,401.11	5,560.53	12,124.41	14,064.13	15,728.07	19,388.15
3 Profit / (Loss) from operations before other income, finance costs and exceptional items (1-2)	170.73	245.53	595.24	798.50	1,060.97	254.45	2,168.62
4 Other income	14.69	4.81	19.99	44.08	35.65	44.08	37.03
5 Profit / (Loss) from ordinary activities before finance costs and exceptional items (3 +/- 4)	185.42	250.34	615.23	842.57	1,096.62	298.53	2,205.65
6 Financial Costs/ Interest	30.92	112.76	45.37	340.35	327.14	569.37	453.40
7 Profit / (Loss) from ordinary activities after finance costs but before exceptional items (5 +/- 6)	154.51	137.58	569.86	502.22	769.48	(270.83)	1,752.24
8 Exceptional items	-	-	-	-	-	-	-
9 Profit / (Loss) from ordinary activities before tax (7 +/- 8)	154.51	137.58	569.86	502.22	769.48	(270.83)	1,752.24
10 Tax expense	75.25	44.64	185.45	188.07	248.37	188.47	574.35
11 Net Profit / (Loss) from ordinary activities after tax (9 +/- 10)	79.25	92.94	384.41	314.15	521.11	(459.31)	1,177.89
12 Extraordinary items(net of tax expense)	2.13	-	1.57	2.13	1.57	4.64	8.45
13 Net Profit / (Loss) for the period (11+/- 12)	77.12	92.94	382.83	312.03	519.54	(463.95)	1,169.44
14 Share of profit / (loss) of associates*							
15 Minority interest *						380.10	(318.45)
16 Net Profit / (Loss) after taxes, minority interest and						(83.85)	850.99
17 Paid-up equity share capital (Face Value of the Share Rs. 1/-)	1,256.78	1,256.78	1,256.78	1,256.78	1,256.78	1,256.78	1,256.78
18 Reserve excluding Revaluation Reserves as per balance sheet of previous accounting year	9,284.28	9,284.28	8,764.74	9,284.28	8,764.74	9,854.09	8,968.76
19 Earnings per share (EPS):							
(a) Basic and diluted EPS before Extraordinary items	0.06	0.07	0.31	0.25	0.41	(0.06)	0.94
(b) Basic and diluted EPS after Extraordinary items	0.06	0.07	0.31	0.25	0.41	(0.07)	0.93

7.9.15

 T. P. Joshi
 Director
 Prakash Constrowell Limited
 Nashik

PART II Information for the Quarter & Year Ended 31st March, 2015						
A	Particulars of Shareholding	31.03.2015	31.12.2014	31.03.2014	31.03.2015	31.03.2014
1	Public shareholding:					
	- Number of shares	45078260	45078260	45078260	45078260	45078260
	- Percentage of shareholding	35.87	35.87	35.87	35.87	35.87
2	Promoters and Promoter Group Shareholding	80600000	80600000	80600000	80600000	80600000
	(a) Pledged / Encumbered					
	- Number of shares	20000000	20000000	20000000	20000000	20000000
	- Percentage of shares (as a % of the total shareholding of promoter and promoter group)	24.81	24.81	24.81	24.81	24.81
	- Percentage of shares (as a % of the total share capital of the company)	15.91	15.91	15.91	15.91	15.91
	(b) Non - encumbered					
	- Number of shares	60600000	60600000	60600000	60600000	60600000
	- Percentage of shares (as a % of the total shareholding of the Promoter and Promoter group)	75.19	75.19	75.19	75.19	75.19
	- Percentage of shares (as a % of the total share capital of the company)	48.22	48.22	48.22	48.22	48.22

Particulars	Quarter end 31.03.2015
B Investor Complaints	
Pending at the beginning of the quarter	Nil
Received during the quarter	Nil
Disposed of during the quarter	Nil
Remaining unresolved at the end of quarter	Nil

Notes:

- The Above results were reviewed by Audit Committee on 30.05.2015 and approved by the Board of Directors in its Meeting held on 30.05.2015.
- The auditors report is annexed hereto alongwith the audited results.
- The Company during this quarter has not received any complaint from its Registrar & Share Transfer Agent.
- The company has more than one reportable segment in line with the Accounting Standard (AS-17)-"Segment Reporting" issued by the Institute of Chartered Accountants of India.
- Pursuant to the provisions of Clause 43A of Listing Agreement with Exchanges, the utilization of net proceeds of the IPO as stated in the Prospectus dated September 27th, 2011 and aggregating Rs. 6000 Lakhs is as follows:

Particulars	Object as per Prospectus	Actual Utilization
Amount received from IPO	6000.00	6000.00
Utilisation of funds (as on date)		
Working Capital Requirement	3,500.00	4,311.07
Investment in Construction Equipments	930.00	118.93
Investment in Subsidiaries	234.52	234.52
General Corporate Purposes	744.16	744.16
Public Issue Expenses	591.32	591.32

*Surplus fund pending utilisation has been used temporarily in working capital



6 Standalone & Consolidated Statement of Assets and Liabilities					
	Particulars	Standalone-Audited (31.03.15)	Standalone-Audited (31.03.14)	Consolidated-Audited (31.03.15)	Consolidated-Audited (31.03.14)
EQUITY AND LIABILITIES					
A Shareholders' funds					
1	(a) Share capital	1,256.78	1,256.78	1,256.78	1,256.78
	(b) Reserves and surplus	9,596.30	9,284.28	9,770.25	9,854.09
	(c) Money received against share warrants	-	-	-	-
	Sub-total - Shareholders' funds	10,853.08	10,541.06	11,027.03	11,110.88
	Share application money pending allotment			-	373.66
2	Minority Interest			137.40	517.50
3 Non-current liabilities					
4	(a) Long-term borrowings	-	15.13	1,283.98	1,683.35
	(b) Other long-term liabilities	568.31	394.76	627.51	449.36
	(c) Long-term provisions	45.18	44.89	45.18	44.89
	Sub-total - Non-current liabilities	613.50	454.77	1,956.67	2,177.60
Current liabilities					
5	(a) Short-term borrowings	2,725.74	1,713.82	2,725.74	1,713.82
	(b) Trade payables	1,610.14	2,210.64	1,675.15	2,375.16
	(c) Other current liabilities	5,244.33	1,408.96	5,955.68	1,428.61
	(d) Short-term provisions	19.30	179.02	29.53	325.82
	Sub-total - Current liabilities	9,599.51	5,512.43	10,386.10	5,843.41
	TOTAL - EQUITY AND LIABILITIES	21,066.09	16,508.27	23,507.20	20,023.04
ASSETS					
B Non-current assets					
1	(a) Fixed assets	237.89	281.97	350.05	400.76
	(b) Non-current investments	895.77	278.57	991.74	374.54
	(c) Long-term loans and advances	2,630.66	2,480.92	2,630.91	2,481.17
	(d) Other non-current assets	527.79	602.77	525.77	600.71
	Sub-total - Non-current assets	4,292.10	3,644.23	4,498.48	3,857.18
Current assets					
2	(a) Current investments	100.00	100.00	100.00	100.00
	(b) Inventories	5,297.79	3,476.85	5,333.53	3,611.30
	(c) Trade receivables	4,950.46	3,344.03	6,924.17	5,259.82
	(d) Cash and cash equivalents	284.73	350.90	310.13	392.72
	(e) Short-term loans and advances	6,141.00	5,592.25	6,333.16	6,793.28
	(f) Other current assets		-	7.74	8.74
	Sub-total - Current assets	16,773.99	12,864.03	19,008.73	16,165.86
	Misc. Expenses	-	-	-	-
3	TOTAL - ASSETS	21,066.09	16,508.27	23,507.20	20,023.04


7 The figures have been regrouped and/ or rearranged wherever considered necessary.

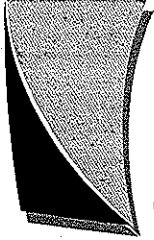
8 The figures of last quarter are the balancing figures between audited figures in respect of the full financial year and the published year to date figures upto the third quarter of the current financial year.

Place: Nashik
Date: 30th May 2015

For Prakash Constrowell Ltd

Trichur G Krishnan
Managing Director





PRAKASH
Constrowell Limited

Concrete Values. Concrete Solutions.

Annexure IV to Clause 41

Reporting of Segment wise Revenue, Results and Capital Employed for the Quarter & Year ended 31st March, 2015 results


(₹ in Lacs)


Sr. No.	Particulars	Quarter Ended			Satndalone	
		Audited			Audited	
		3 months ended	Preceeding 3 months ended	Corresponding 3 months ended	Year Ended	Previous Year Ended
		31.03.2015	31.12.2014	31.03.2014	31.03.2015	31.03.2014
1	Segment Revenue (net sale/income from each segment should be disclosed under this head)					
a.	Works Contract	12,067.39	-	5,770.24	12,067.39	14,676.39
b.	Other	749.41	-	295.79	749.41	354.75
c.	Unallocated	-	-	-	-	-
	Total	12,816.80	-	6,066.03	12,816.80	15,031.15
	(-) Inter Segment Revenue	-	-	-	-	-
	Net sales/Income From Operations	12,816.80	-	6,066.03	12,816.80	15,031.15
2	Segment Results (Profit)(+)/ Loss (-) before tax and interest from Each segment)#					
a.	Works Contract	746.54	-	599.01	746.54	1,042.71
b.	Other	96.03	-	16.22	96.03	53.91
c.	Unallocated	-	-	-	-	-
	Total	842.57	-	615.23	842.57	1,096.62
	(-) Interest**	340.35	-	45.37	340.35	327.14
	(-) Other Unallocable Expenditure net off	-	-	-	-	-
	(-) Un-allocable income	-	-	-	-	-
	Total Profit Before Tax	502.22	-	569.86	502.22	769.48
3	Capital Employed (Segment assets – Segment Liabilities)					
a.	Works Contract	6,707.86	-	6,117.45	6,707.86	6,117.45
b.	Others	3,039.28	-	3,217.71	3,039.28	3,217.71
c.	Unallocated	1,105.94	-	1,205.89	1,105.94	1,205.89
	Total	10,853.08	-	10,541.06	10,853.08	10,541.06

Place: Nashik
Date: 30th May 2015

For Prakash Constrowell Ltd

Trichur G Krishnan
Managing Director





PRAKASH
Constrowell Limited

Concrete Values. Concrete Solutions.

Annexure IV to Clause 41

Reporting of consolidated Segment wise Revenue, Results and Capital Employed for the Year ended 31st March, 2015 results

Sr. No.	Particulars	Consolidated	
		Audited	
		Year Ended	Previous Year Ended
		31.03.2015	31.03.2014
1	Segment Revenue (net sale/income from each segment should be disclosed under this head)		
a.	Works Contract	12,067.39	14,676.39
b.	Others	3,805.94	6,529.03
c.	Unallocated	-	257.39
	Total	15,873.33	21,462.82
	(-) Inter Segment Revenue	-	-
	Net sales/Income From Operations	15,873.33	21,462.82
2	Segment Results (Profit)(+)/ Loss (-) before tax and interest from Each segment)#		
a.	Works Contract	746.54	1,042.71
b.	Others	448.01	1,160.80
c.	Unallocated	-	2.14
	Total	298.53	2,205.65
	(-) Interest**	569.37	453.40
	(-) Other Unallocable Expenditure net off	-	-
	(-) Un-allocable income	-	-
	Total Profit Before Tax	270.83	1,752.24
3	Capital Employed (Segment assets – Segment Liabilities)		
a.	Works Contract	6,707.86	6,117.45
b.	Other	3,213.23	8,915.89
c.	Unallocated	1,105.94	1,205.89
	Total	11,027.03	16,239.24

Place: Nashik
Date: 30th May 2015

For Prakash Constrowell Ltd

Trichur G Krishnan
Managing Director

